

# Quilt Chat

15026 State Road 1  
Leo-Cedarville, IN 46765  
(260) 627-2907  
Mon-Wed.....10 am-5 pm  
Thursday.....10 am-8 pm  
Friday.....10 am-5 pm  
Saturday.....10 am-3 pm  
aqomc4751@verizon.net

WHERE CUSTOMERS ARE FRIENDS

AUG-SEP-OCT 2010

## — Notes from Sandi —

Just a little late in getting the newsletter up and loaded. We have been busy with Quilt Shows; Quilter's Hall of Fame, The One Stop Shop Hop in Kokomo, Appleseed Quilt show, and the New Haven Steam Engine show just to name a few. We hope you supported at least one.

Yes, I am on the road to Boston as I write this. My husband's family reunion is being held in Boston so I get to accomplish a quick check in on Mom and see daughter Barbara as well. There will be a trip to the beach and lots of fresh seafood in just two days.

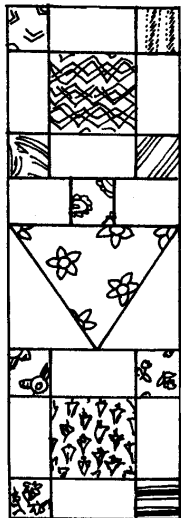
Check in on our class schedule for new classes (one of your favorite sites). We are working on a series of workshops to make small items that can be used as gifts in time for the holidays. You will need to check the calendar for updates as we get the program started. Getting supplies in for a workshop is essential, so we will not schedule the workshops until everything is available.

Construction is currently not only down by 69 and Dupont but here in little ol' Leo. We are going to have a stoplight! Amstutz Rd is going to make a slight turn by the CVS coming out at the stoplight on State Road 1. Thank you for putting up with the delays.

I will be attending a schoolhouse at our distributors. The schoolhouse has demonstrations and lectures on what are the latest tools, patterns and techniques. Be prepared to pick my brain when I get back on the 24th.

## — Deb's Corner —

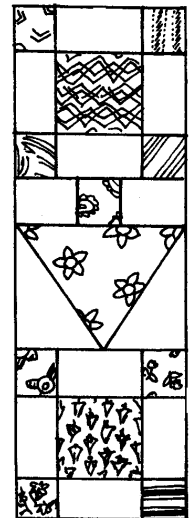
What a whirlwind summer so far. Hot days and lots of rain this summer hope your gardens are growing well and you've had a great summer so far. Sandi was at Marion vending during the Quilters Hall of Fame Quilt Show. I was able to go down and see it as I helped set our booth up; there were so many lovely quilts and some really neat vendors. If you were unable to get there this year you should to try to make it next year. What a rush at the Shop Till You Drop Shop Hop all under one roof. So many sample quilts in the booths and fun fabrics plus lots of laughter and fun. As I'm writing this we are organizing what is to be taken to the Appleseed Guild's Show. Hope you were able to get there. Following this show we will be vending at the Steam Engine Quilt Show in New Haven. What a great group of quilts and learning experiences there is with our next set of classes. Look over the list and come in and see the samples. Our granddaughter Emily starts 4th grade this year and turns 10 on the 28th of August. Time is rushing by so fast it's making my head spin. Now is the time for me to help her learn to quilt, she and her 4 year old sister already enjoy playing with my fabrics when they come to spend the weekend. Mark your calendars for the Shades of Fall Shop Hop October 15th thru October 23rd. Hope to see you soon. Have a great rest of the summer and please stay safe.



## — Membership? —

To be a member or not to be, that is the question. With all the opportunities to join quilting groups is it worth the expense and time? I have been going over my list of organizations and publications trying to evaluate what's there in it for me?

Does the publication provide enough information for me to look forward to the next issue? This is like going to a quilt shop and always discovering something different or new each time you visit. Are the patterns and instructions easy to understand? Can I learn something from each issue? Local, regional and national organizations should expand our knowledge, keep us informed of the latest impacts on the industry, and explore new tools, techniques, and history. Does the organization make it clear as to what time commitment is involved to participate? Do I



(Continued on Page 2)

(Continued from Page 1)

feel guilty if I don't make a meeting? Is there something I can do to help the organization, yet control my time? Is the organization willing to accept my limited amount of support and knowledge?

The reason I join or support a group is to learn something, enjoy the common interest in quilting, pass on the love of quilting and preserve the history of the industry.

Consider supporting:

### **The Quilter's Hall of Fame**

The Marie Webster home in Marion, Indiana, provides a window on the quilting industry. Marie was ahead of her time in developing a mail order business for quilters. Honoring her and other quilters who provide leadership in the quilting world is The Quilter's Hall of Fame. The annual celebration in July provides a showcase of quilts by the nominee, classes by great instructors, a quilt show and vendors. There are three sites, the Marie Webster Home, the Main library and a local school where the activities occur. Local businesses are getting into the event by displaying quilts in their windows. Support can be not only financial, but by volunteering and spreading the word this is a great place to visit.

Visit the website: [www.quiltershalloffame.net](http://www.quiltershalloffame.net)

### **American Quilt Study Group**

I love PBS and the History channel. The American Quilt Study group is my PBS and History channel for quilting. The research of quilting is shared thru a publication called *Uncoverings*. The annual meeting has a series of workshops and discussion groups on a variety of quilting related subjects. My first meeting was in Columbus, Ohio. The round table I participated in was about copyright laws and quilting. The Quilt exhibit was antique Red and Green quilts with a challenge exhibit of quilts that were interpretations of old Red and Green quilts. Individuals that were willing to share their knowledge and love of quilting surrounded me. I will be attending the annual meeting in October.

Check out the website: [www.americanquiltstudygroup.org](http://www.americanquiltstudygroup.org)

I will cover more in the next newsletter. Let me know if you have a favorite publication or organization and why you like to support it.



### **Maumee Valley Antique Steam & Gas Assoc.**



**24<sup>th</sup> Annual Quilt Show August 19-22**

Jefferson Township Park, New Haven, Indiana

**29<sup>th</sup> Annual RSVP Quilt Show October 8 & 9**

Methodist Church, 1203 East 7<sup>th</sup> Street  
Auburn, Indiana

**Shades of Fall Shop Hop October 15-23**



# — Classes —

August-September-October 2010  
Supply List provided at Registration

## Texture Magic Hands on Demo

AUG 25 - 10-1:00pm, WED OR  
SEPT 18 - 10am-1:00pm SAT  
Instructor Cathie Phillips- Fee \$15 Plus Kit \$1.25

Some knowledge of free motion quilting needed  
Come learn how to work with texture magic. A fun and new way to embellish any project.

## Disappearing 9-Patch

AUG 28 - 10am-3:00pm SAT  
Instructor Evelyn Johnson- Fee \$20 w/Pattern  
(Bring a Sack Lunch)

Just as the class name implies you will have to search to find the 9-patch. It's a quick and easy quilt to make using scraps or planning your colors Charm packs work well too.

## Beginner 101

SEPT 1 & 8 - 6:00-8:00pm WED OR  
SEPT 7 & 14 - 10:30am-12:30pm TUES  
Instructor Evelyn Johnson- Fee \$20 w/Patterns

Learn the basics of quilting with this first set of classes. Evelyn will walk you through the 'how-to' of rotary cutting and piecing.

## Origami Flowers

SEPT 9 - 5:30-8:30pm THUR OR  
OCT 2 - 10am-1pm SAT  
Instructor Cathie Phillips - Fee \$20 w/pattern

Come smell the flowers as you make a small Japanese themed wall hanging. Cathie will share the art of fabric folding flowers with you.

## Stack & Whack

SEPT 11 - 10am-3pm (Bring Sack Lunch) SAT OR  
SEPT 16 & 30 - 6-8pm THUR  
Instructor Evelyn Johnson- Fee \$20 Plus Book:  
*Magic Stack & Whack*

For all who want to learn a new technique here is the Hexagon done the Stack & Whack way. Come and have fun as Evelyn shows you how to Stack & Whack.

## Beginner 102

SEPT 15 & 22 - 6-8pm WED OR  
OCT 5 & 12 - 10:30am-12:30pm TUES  
Instructor Evelyn Johnson- Fee \$20.00 w/Patterns

Continue developing your quilting skills with step two of the basics. Bumped up a notch, you'll make blocks using triangles! Learn quick piecing methods and how to square up your blocks as you continue growing your quilting skills.

## Introduction to Machine Quilting #1

SEPT 23 - 5:30-8:30pm THUR  
Instructor Cathie Phillips-Fee \$20 w/Patterns

Come learn how to do Meandering, Loop-de-Loops, and Stipple quilting. Cathie will walk you through all these steps using your sewing machine.

## Beginner 103

SEPT 29 & OCT 6 - 6-8:00pm WED  
OR OCT 26 & NOV 2 - 10:30-12:30pm TUES  
Instructor Evelyn Johnson -Fee \$20 w/Patterns

Finishing touches for your quilt are taught in this the last set of classes. Learn the tricks to measuring the borders and sashing. Evelyn will also demonstrate hand quilting at the end of the series.

## Introduction to Machine Quilting #2

OCT 7 - 5:30-8:30pm THUR  
Instructor Cathie Phillips - Fee \$20 w/Patterns

Take the next step in your path to machine quilting. In the session you will learn how to quilt Flowers, Leaves, Shapes and Echo quilting.

## Log Cabin Quilt (Quilt as you go)

OCT 9 - 10am-3pm SAT  
Instructor Evelyn Johnson- Fee \$20 w/Pattern  
(Bring a Sack Lunch)

Learn how to piece a log cabin block and as you piece it you'll also be quilting it. Evelyn started making this quilt this way years ago. Make a lap quilt for a Christmas gift or one to fit your bed.

## Inchies Class

OCT 27 10am-1pm WED  
Instructor Cathie Phillips- Fee \$20 + Book by Nadine Ruggle & Small Supply Fee

A fun class to learn new ways to embellish quilts or make jewelry for gifts.

## Introduction to Machine Quilting #3

OCT 28 - 5:30-8:30pm THUR  
Instructor Cathie Phillips- Fee \$20 w/Pattern

In this last class of the series you will learn how to machine quilt Feathers. Are you up to the challenge?

## 1930's Quilt

OCT 30 - 10-3pm SAT  
Instructor Evelyn Johnson- Fee \$20 w/Pattern  
(Bring a Sack Lunch)

Have you been collecting 30's reproduction fabrics? This is the class for you. Evelyn has created this quilt using a Background fabric and lots of 30's fabrics. It is an easy and fun pattern to work with.

### — Helpful Hint —

Old cutting mat too groovy to use- cut it up and put it in the bottom of totes and bags .

Use old mattress padding and cover with a pretty print glue it to one side of your old mat as a pressing pad for class/retreats

(We have insulated fabric by the yard to use also)

**Pillowcase Donations to:  
Riley Hospital and the VA  
Stitch-In**

**August 28th, 2010  
Leo United Methodist Church  
13527 Leo Road (State Road 1)  
10:00am-4:00pm**

A Million Pillowcase Stitch-In will be held August 28th. We are participating in All People Quilt goal of a million pillowcases to charities. Saturday, August 28th we will have a stitch-in at the local Leo United Methodist Church from 10:00am-4:00pm. Come join us and make a pillowcase. Tables and a couple of sewing machines will be available. You are welcome to bring your own machine and sewing supplies. Stay an hour or the whole day. Can't join us on Saturday, stop in the shop, purchase a kit (\$5.00), make it at home returning it to the shop no later than September 15th. We will donate the pillowcases to the local VA and to Riley Hospital.

